


Lesson Plan: Homemade Modeling Clay Recipe

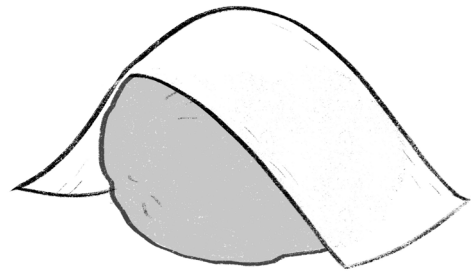
MATERIALS

- 1 cup cornstarch
- 2 cups baking soda
- 1 1/2 cups cold water


DIRECTIONS



1. Mix the ingredients together over low heat until the mixture thickens into a dough.



2. Cover the clay with a damp paper towel or cloth and allow it to cool before use.



3. Knead, mold, and create!